


# Welcome to the Red Thread Family







Get ready to solve your first case! Scroll through the file, print out the resources and start cracking the case.

## Introducing: Red Thread Letters





 A year-long, scripture-fueled detective adventure delivered to your child's mailbox every month!

Each case connects an Old Testament story to the life of Christ — and empowers your child to investigate, discover, and understand that Jesus is at the center of it all.

## Here's what your child will receive each month:

-  A beautifully designed, story-based case letter
-  Clue cards to fill out as they uncover biblical connections
-  A featured New Testament verse that ties it all together
-  Puzzles and activities to help them make the connections
-  Parent Companion Guide with deeper dives + discussion starters
-  Surprise extras that make learning feel like a real mission!

## Why It Works:

-  Kids learn best when they investigate and discover truth on their own
-  This journey shows how the whole Bible fits together with Christ at the center
-  Designed to inspire deep conversations, wonder, and family discipleship
-  Delivered by mail — making the Bible feel like an exciting, hands-on adventure

 Be the First to Join!

We're getting ready to launch — and we want you with us from the beginning. Stay tuned to learn how to receive more cases and continue the journey.

With grace & curiosity,  
Erin W.

# Letter From Detective Derek

TOP SECRET — RED THREAD BUREAU

Case File #00

From the Desk of Detective Zeke

To: {Your Kid's Name}

**Red Thread**  
**OFFICIAL**

Dear Detective,

We've just opened a new case, and it has your name on it.

This one's making a splash—literally. The clues are ancient, but they keep showing up in different places. Old scrolls. Whispered stories. A symbol in the sky. It's almost like they're pointing to something much bigger than the event itself...

And now, it's your turn to connect the dots.

Here's what we know so far:

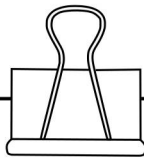
- ✖ CLUE 1: There was a man who built something very large. Not a house. Not a castle. It could float.
- ✖ CLUE 2: Animals came to him — not in ones, but in twos.
- ✖ CLUE 3: Water covered everything. For a long time. But the man and his family were safe.
- ✖ CLUE 4: After the water, something appeared in the sky. Not lightning. Not a bird. It was a promise, shaped like a bow.

Detective...

Do you recognize the case?

Read Genesis chapters 6–9. The Bible is always our ultimate detective manual. As you're reading hunt for more information on your 4 clues. Fill out a Clue Card for each clue, then solve the puzzles to figure out why this case matters. Follow the thread, Detective.

Detective Derek  
Red Thread Bureau



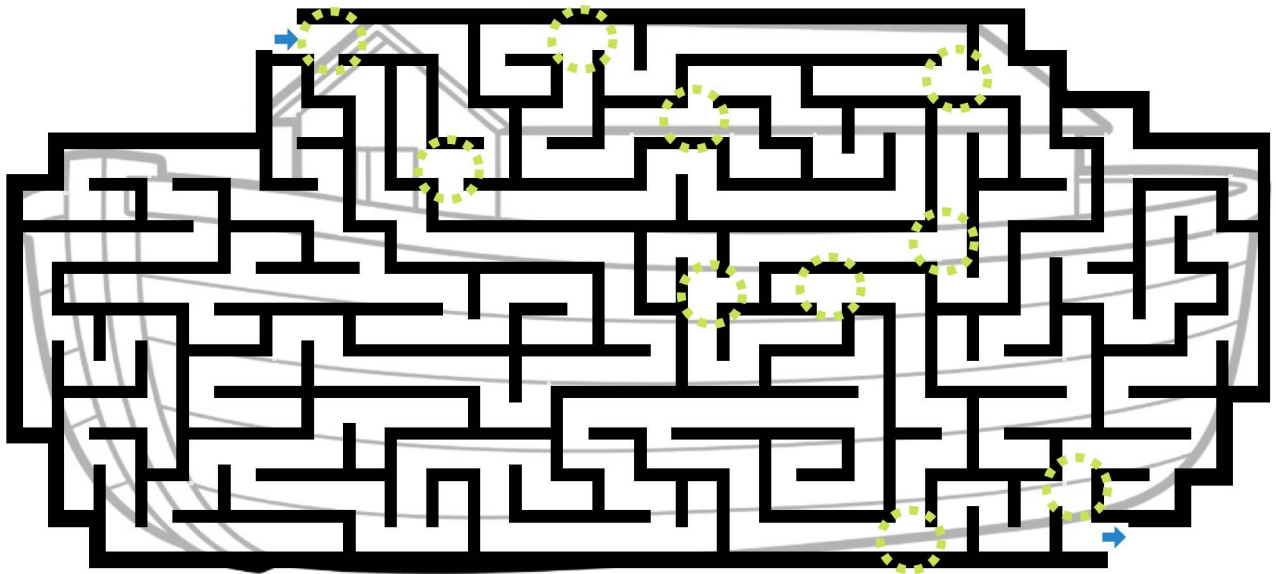
# Puzzle 1: Maze

Complete the maze below. If you have a couple lines of where you tried to complete the maze, you could use a highlighter to highlight the correct path.

Once you're finished, look back at each  symbol. They show the places where you had to make a choice of where to go next. You either chose left, right, or straight. The correct path has 10 circles on it.


In the order you traveled through them, right down L for left R for right or S for straight on the 10 lines below the maze. Then add them up to figure out the total of each choice.

Sometimes it's tricky to figure out if you went left or right. If you picture yourself standing in the maze, facing the direction you're traveling, it's easier to figure out if it's a left or a right turn.



- |          |           |
|----------|-----------|
| 1. _____ | 6. _____  |
| 2. _____ | 7. _____  |
| 3. _____ | 8. _____  |
| 4. _____ | 9. _____  |
| 5. _____ | 10. _____ |

Total L:   
Total R:   
Total S: 





## Puzzle 2: Cross Numbers

Fill in the Total L, R & S numbers from Puzzle 1 into the boxes that match their color. Solve the math problems to fill in the lime green boxes. Copy the numbers into the verse location box from smallest to largest.

The puzzle grid consists of the following math problems and colored boxes:

- Top Vertical:** A blue box, followed by a box containing '+', then a box containing '6'.
- Horizontal:** A box containing '6', followed by a box containing '+', then a lime green box, followed by a box containing '=', then a box containing '28'.
- Bottom Left Horizontal:** A pink box, followed by a box containing '+', then a box containing '20', followed by a box containing '=', then a lime green box.
- Bottom Left Vertical:** A box containing '24', followed by a box containing '+', then a lime green box, followed by a box containing '=', then a box containing '27'.
- Bottom Left Vertical (continued):** A box containing '+', followed by a box containing '2', followed by a box containing '=', followed by an orange box.
- Bottom Right Vertical:** A box containing '+', followed by a box containing '28', followed by a box containing '+', followed by a box containing '2', followed by a box containing '=', followed by a box containing '30'.

**Verse Numbers**

Smallest -> Largest

Three lime green boxes are provided for the verse numbers, with a colon and a minus sign between them.




# Puzzle 3: Decode the Message

Supplies Needed:

- Scissors
- Brad (paper fastener) or push pin and a pencil

Directions:

1. Stack the small circle on top of the large circle, lining up the center dots.
2. Push a brad through the middle and fold the prongs on the back to hold them together.  
(No brad? Use a push pin to poke a hole, then stick a pencil through to spin!)  
Now you can rotate the top circle independently of the bottom one.
3. To use the decoder you need a key.  
 Key = A → Z  
(Like Alpha and Omega in the Greek alphabet, God is the beginning and end.)
4. Turn the top circle so the letter A lines up with Z on the bottom. That's your code!

Now every letter on the top wheel matches a new one on the bottom. Use the decoder to fill in the message below. It'll show you the book of the Bible that goes with the verse address you discovered with Puzzle 2.

Top Circle Code: 1 R C V C T

Bottom Circle Message: 1



# Case Conclusion



**Detective, you've done an amazing job tracking down clues and cracking codes. But now it's time to put it all together:**



**New Testament Secret Location:**

Puzzle 3 Answer:

Puzzle 2 Answer:

**Track this verse down in your Bible. It's always important to look things up at the source.**

So What Does It Mean? Let's break it down like a real detective:



The flood in Noah's time washed away sin and gave the world a fresh start.



Baptism is like that flood — not just washing us outside, but washing us clean on the inside by Jesus.



It's a symbol of what Jesus did when He died and rose again to save us — rescuing us just like Noah and his family were rescued in the ark!

Remember, every case in Red Thread Letters is part of a bigger story — the story of Jesus.

This month, the red thread runs:



From the ark that saved Noah...



To the cross, where Jesus saves us...



And finally, through the waters of baptism, where we die to ourselves and are connected to Jesus.

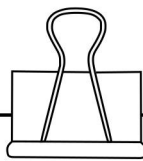


**That's the real mystery solved.**

## You Did It!

**Red  
Thread  
Letters**





# PARENT Answer Key

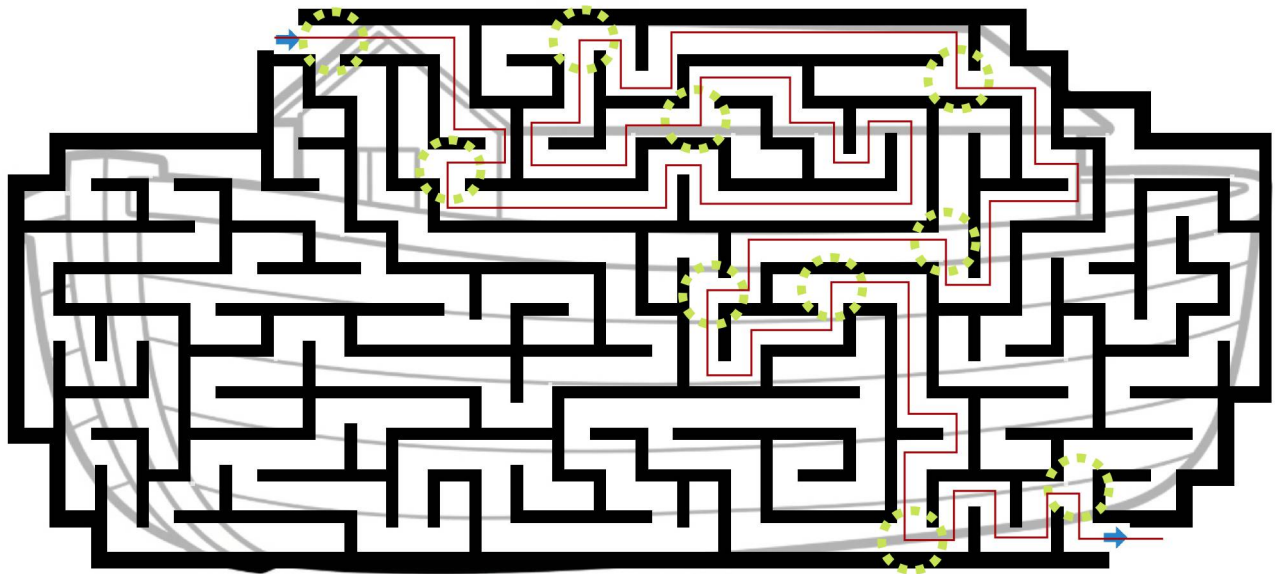
## Puzzle 1: Maze

Complete the maze below. If you have a couple lines of where you tried to complete the maze, you could use a highlighter to highlight the correct path.

Once you're finished, look back at each  symbol. They show the places where you had to make a choice of where to go next. You either chose left, right, or straight. The correct path has 10 circles on it.

In the order you traveled through them, right down L for left R for right or S for straight on the 10 lines below the maze. Then add them up to figure out the total of each choice.

Sometimes it's tricky to figure out if you when left or right. If you picture yourself standing in the maze, facing the direction you're traveling, it's easier to figure out if it's a left or a right turn.



1. S  
2. L  
3. R  
4. R  
5. L

6. L  
7. L  
8. R  
9. L  
10. R

Total S: 1  
Total R: 4  
Total L: 5



**PARENT**  
**Answer Key**

## Puzzle 2: Cross Numbers

Fill in the Total L, R & S numbers from Puzzle 1 into the boxes that match their color. Solve the math problems to fill in the lime green boxes. Copy the numbers into the verse location box from smallest to largest.

The puzzle grid consists of the following math problems and numbers:

- Vertical (down):
  - Top: 4 (blue box)
  - Below 4: +
  - Below +: 7 + 21 = 28 (21 is lime green)
  - Below 21: =
  - Below =: 25
  - Bottom: 2
  - Below 2: =
  - Bottom: 30
- Horizontal (right):
  - Left: 1 + 19 = 20 (1 is pink, 20 is lime green)
  - Below 20: =
  - Below =: 24 + 3 = 27 (3 is lime green)
  - Below 3: +
  - Below +: 2
  - Below 2: =
  - Bottom: 5 (yellow box)

Verse Numbers

3 : 20 - 21

Smallest -> Largest

**PARENT**  
**Answer Key**

# Puzzle 3: Decode the Message

Supplies Needed:

- Scissors
- Brad (paper fastener) or push pin and a pencil

Directions:

1. Stack the small circle on top of the large circle, lining up the center dots.

2. Push a brad through the middle and fold the prongs on the back to hold them together.

(No brad? Use a push pin to poke a hole, then stick a pencil through to spin!)  
Now you can rotate the top circle independently of the bottom one.

3. To use the decoder you need a key.

🔑 Key = A → Z

(Like Alpha and Omega in the Greek alphabet, God is the beginning and end.)

4. Turn the top circle so the letter A lines up with Z on the bottom. That's your code!

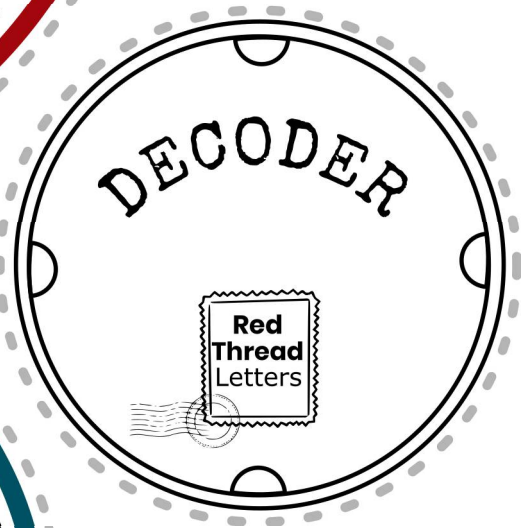

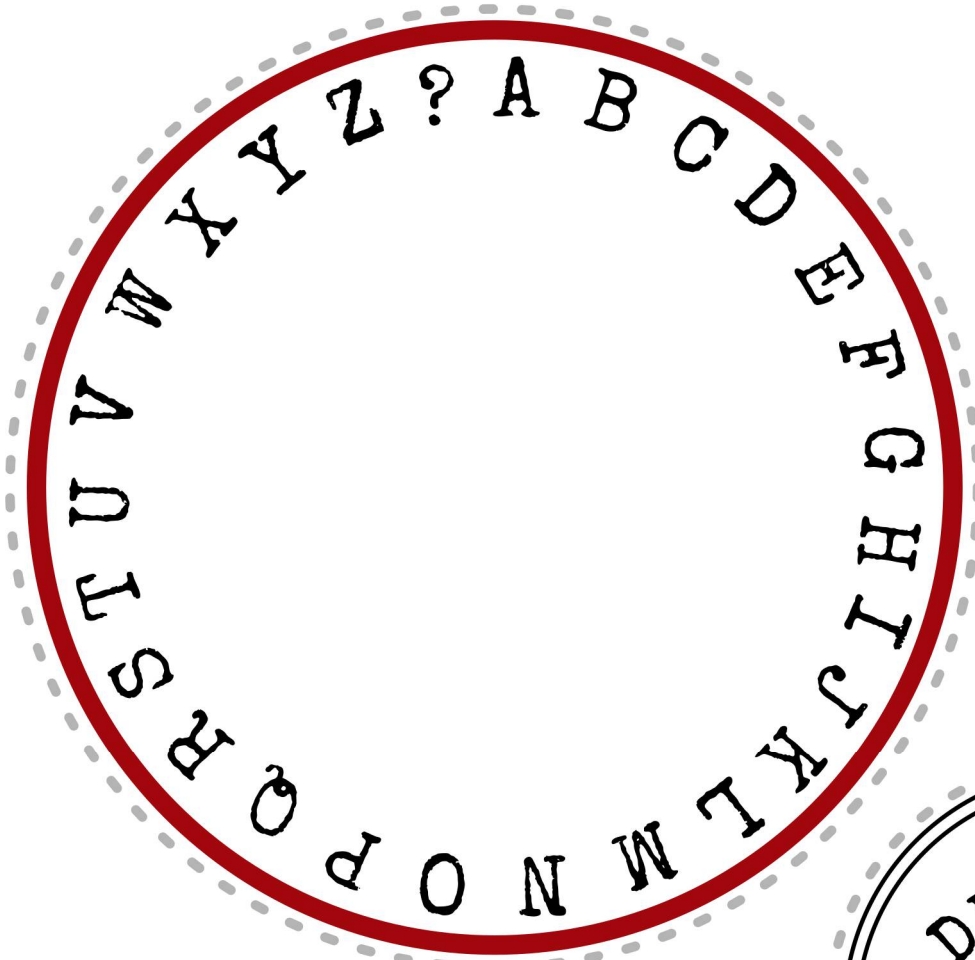
Now every letter on the top wheel matches a new one on the bottom. Use the decoder to fill in the message below. It'll show you the book of the Bible that goes with the verse address you discovered with Puzzle 2.

Top Circle Code: 1 R C V C T

Bottom Circle Message: 1 P E T E R



# DECODER



**Red Thread Clue Card**

Case Number: \_\_\_\_\_



Clue Number: \_\_\_\_\_

Location/Verse: \_\_\_\_\_

What happened (Use this space to write or draw):

☐ Check the box if you shared the clue with someone

**Red  
Thread  
Letters**

**Red Thread Clue Card**

Case Number: \_\_\_\_\_



Clue Number: \_\_\_\_\_

Location/Verse: \_\_\_\_\_

What happened (Use this space to write or draw):

☐ Check the box if you shared the clue with someone

**Red  
Thread  
Letters**

**Red Thread Clue Card**

Case Number: \_\_\_\_\_



Clue Number: \_\_\_\_\_

Location/Verse: \_\_\_\_\_

What happened (Use this space to write or draw):

☐ Check the box if you shared the clue with someone

**Red  
Thread  
Letters**

# CLUE CARDS

## Red Thread Clue Card

Case Number: \_\_\_\_\_

Clue Number: \_\_\_\_\_

Location/Verse: \_\_\_\_\_

What happened (Use this space to write or draw):

☐

Check the box if you shared the clue with someone

Red  
Thread  
Letters



## Parent Case Card

**Case Title:** The Great Flood

**Main Theme:**

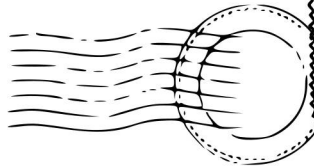
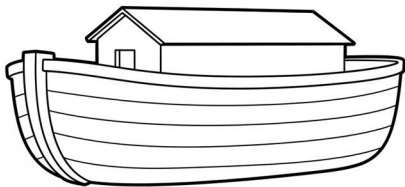
Just like God saved Noah and his family through the water, Jesus saves us through baptism.

**New Testament Passage:**

1 Peter 3:20-21

**Old Testament Passage:**

Genesis 6-9



Red  
Thread  
Letters

**Discussion Questions**

- Why do you think God saved Noah?
- What do you think the ark represents?
- What does Peter say baptism means?
- How is Jesus like the ark?

**Deeper Dive**

- Compare the ark door to John 10:9. ("I am the door...")
- Read Matthew 24:37-39 to see how Jesus refers to Noah.